

Mortise & tenon

The magnificent Beethoven living furniture range is hand made from solid American birch timber, with hand set burr-walnut, mahogany and ebony inlays. Each piece has been exquisitely handcrafted by skilled artisans, and represents the highest quality in traditional timber furniture.



Beethoven Wall Units

construction

material	Solid American birch timber Birch veneer finishes in semi-gloss Burr-walnut, mahogany & ebony inlays
production process	Handcrafted by skilled artisans
joinery	Combination of traditional woodworking joints including dowel joints, dove tailed joints & mortise & tenon joints for strength & durability

colour

Medium brown with inlay

warranty

12 month standard manufacturer's structural warranty against defects in materials & workmanship under normal household use & conditions.

Please note that any slight variations or imperfections that occur during the production process are characteristic of hand-made furniture, and should not be seen as flaws.

care instructions

Liquids & soiling should be wiped immediately with a clean cloth. Keep away from heating sources & direct sunlight.

assembly

Wine cabinets & double sided cabinet include assembly within a 20km radius of store
All other items are assembled prior to delivery
Buffet & console mirrors need to be attached by customer

country of origin
















People's Republic of China



By DeZign Pty Ltd. | ABN: 54 527 760 665
Auburn Ph: (02) 9648 4922 | Fax: (02) 9748 6745
Artarmon Ph: (02) 8019 6849 | Fax: (02) 8019 6854

www.bydezign.com.au

Beethoven Wall Units

	dimensions	configurations
	2020(L) x 450(W) x 2180(H)	4 door display cabinet
	1040(L) x 450(W) x 2180(H)	2 door display cabinet
	720(L) x 450(W) x 2180(H)	1 door display cabinet
	1300(L) x 430(W) x 2200(H)	Double sided cabinet
	720(L) x 720(W) x 2180(H)	High corner cabinet
	620(L) x 620(W) x 835(H)	Small corner cabinet
	1500(L) x 450(W) x 850(H)	Sofa back cabinet
	1860(L) x 570(W) x 900(H)	4 door 3 drawer buffet (timber or glass doors)
	1700(L) x 100(W) x 1140(H)	Buffet mirror
	1204(L) x 430(W) x 900(H)	Console
	1026(L) x 104(W) x 1170(H)	Console mirror
	800(L) x 500(W) x 1300(H)	Tea cabinet
	1500(L) x 520(W) x 658(H)	Short entertainment unit with 2 door 2 drawers
	2060(L) x 528(W) x 400(H)	Long entertainment unit with 2 drawers 2 shelves
	1780(L) x 530(W) x 660(H)	Entertainment unit with glass doors