

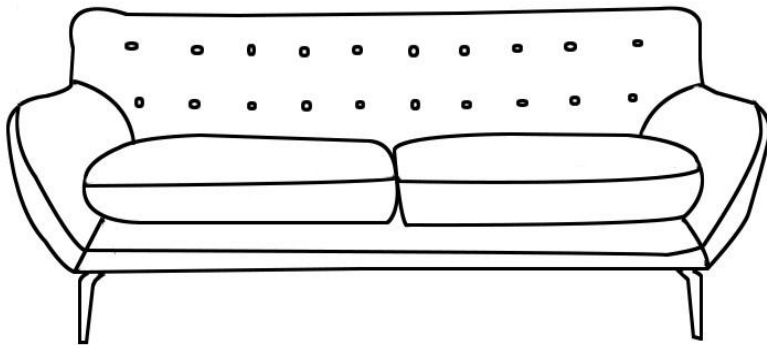
Assembly Instruction




REFERENCE NO.:

Bellova - 3 SEATE SOFA



TIGHTEN THE SCREWS AFTFTER IT HAS BEEN USED FOR SOME TIME.
KEEP THE ASSEMBLY INSTRUCTION SINCE IT WILL HELP YOU WHEN YOU GET IN TOUCH THE STORE IF
A PART SHOULD BE MISSING.



NOM NAME NOMBRE	ILLUSTRATION ILLUSTRATION IMAGEN	TAILLE SIZE TALLA	QUANTITÉ QUANTITY QUANTIDAD	NOM NAME NOMBRE	ILLUSTRATION ILLUSTRATION IMAGEN	TAILLE SIZE TALLA	QUANTITÉ QUANTITY QUANTIDAD
A (LEG)		21*12*7.5cm	4pcs.				
B (SCREW)		6*10mm	8pcs				
C (WRENCH)		6*50MM	1pc				



TEMPS DE MONTAGE: 1/3 HEURE
TIEMPO DE MONTAJE: 1/3 HORA
SET-UP TIME: 1/3 HOUR



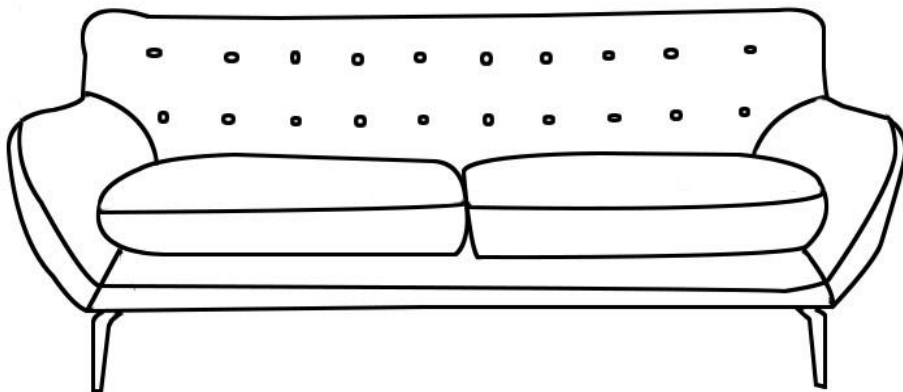
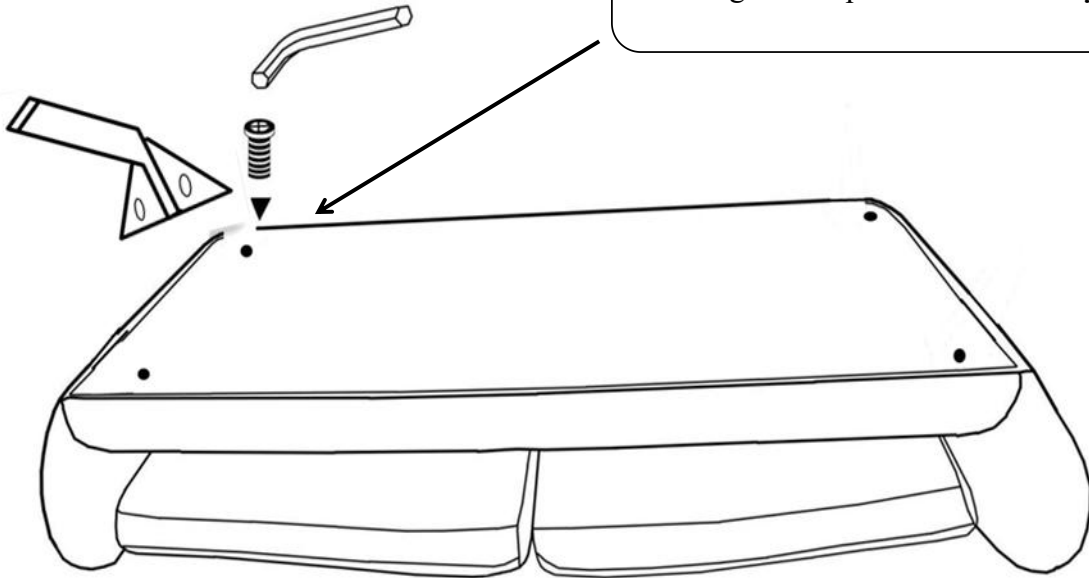
NOMBRE DE PERSONNES: 02
NUMERO DE PERSONAS: 02
NUMBER OF PERSONS: 02



POUR L'ENTRETIEN, UN CHIFFON DOUX SUFFIRA.
PARA EL CUIDADO GENERAL, UN PEDAZO DE PAÑO SERÁ SUFICIENTE.
FOR GENERAL CARE, A PIECE OF CLOTH WILL BE ENOUGH.

Assembly Instruction

You just need to fixed the leg by screws.
each legs with 2pcs screws. It's easy.



ENJOY YOUR SOFA