

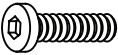

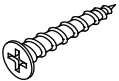




PLEASE FOLLOW UP WITH BELOW STEPS WHEN ASSEMBLE THE BED.

Step 1 – Assemble the side rails to bed head and bed end.

Step 2 – Turn frame onto side panel and screw 4 legs onto the corners.

Step 3 – Assemble middle support rails.

Step 4 – Assemble slats.

Ax16 M8x30mm 	Bx8 M8x35mm 	Cx8 	Dx8 M8 	Ex8 	Fx8 
Gx1 	Hx1 