

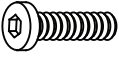






PLEASE FOLLOW UP WITH BELOW STEPS WHEN ASSEMBLE THE BED.

Step 1 – Assemble the side rails to bed head and bed end.

Step 2 – Turn frame onto side panel and screw 4 legs onto the corners.

Step 3 – Assemble middle support rails.

Step 4 – Assemble slats.

<p>Ax16 M8x30mm</p> 	<p>Bx8 M8x35mm</p> 	<p>Cx8 M8</p> 	<p>Dx8</p> 	<p>Ex8</p> 	<p>Fx1</p> 
<p>Gx1</p> 	<p>Hx16</p> 